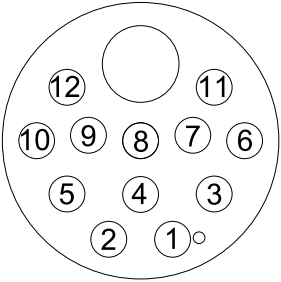
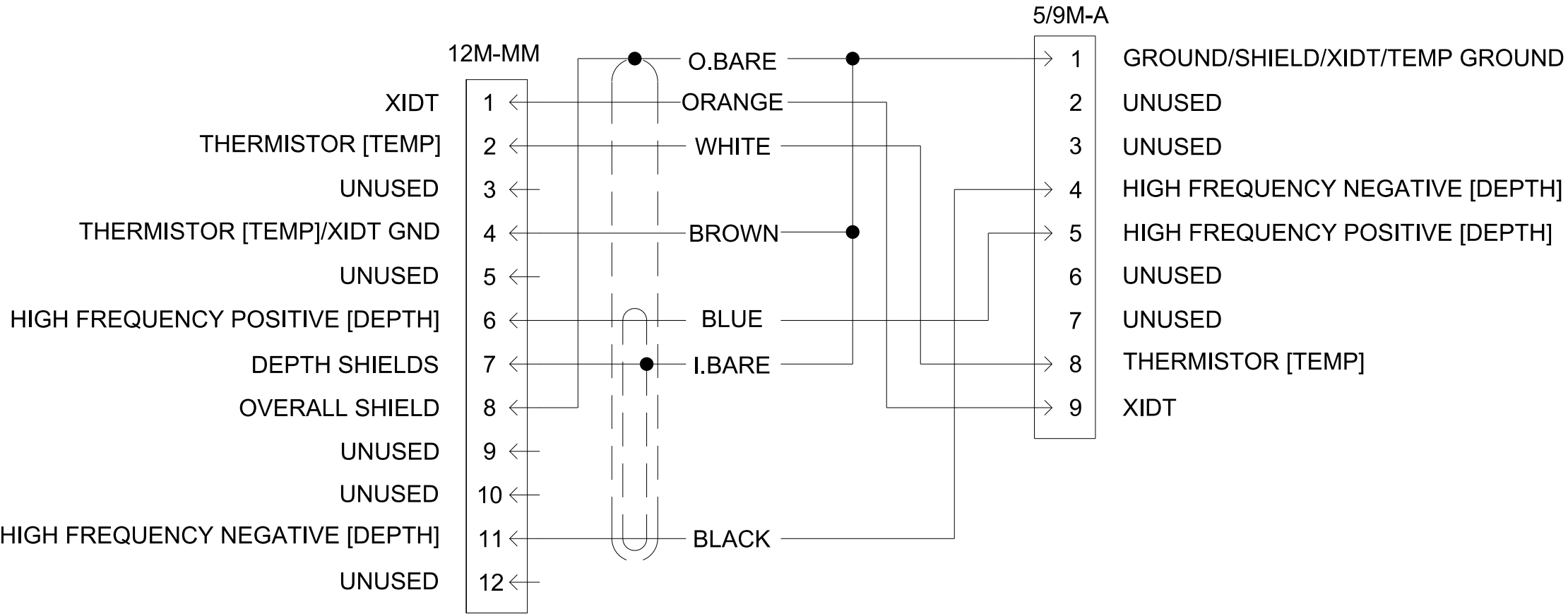


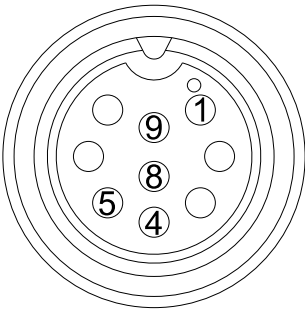
THIRD ANGLE PROJECTION		DOCUMENT REVISIONS			
	REV	DESCRIPTION	CO NO.	DATE	CHG/CHK
	1	INITIAL RELEASE	---	06/28/23	RLE/WJL

NOTES:

1. RED AND GREEN WIRES ARE CUT OFF ON BOTH ENDS.



CONTACT END VIEW
12 PIN MALE



CONTACT END VIEW
5/9 PIN MALE

UNLESS OTHERWISE SPECIFIED	SIGNATURE	DATE
DIMENSIONS ARE IN INCHES TOLERANCES ON 2 PL DECIMALS: ±0.02 3 PL DECIMALS: ±0.005 ANGLES: ±1/2° FRACTIONS: ±1/16 SURFACE FINISH: √63	DRAWN: R.EVANS	03/15/22
	CHECKED: I.ROBB	06/26/23
	APPROVED: W.LETENDRE	06/26/23
MATERIAL AS NOTED		

		PART NUMBER <div>N/A</div>	P/N REV <div>N/A</div>
<div>AIRMAR</div>		AIRMAR TECHNOLOGY CORPORATION 35 MEADOWBROOK DR MILFORD NH 03055-4613 USA TEL: 603-673-9570 FAX: 603-673-4624	
TITLE <div>WIRING, CBL ASSEMBLY, C332 12M-MM & 5/9M-A</div>			
SIZE <div>B</div>	SCALE: NONE <div>SHEET 1 OF 1</div>	DOC NUMBER <div>D-20628</div>	DOC REV <div>1</div>
<div>CRITICAL DIMENSIONS</div>		(REF)	DO NOT SCALE DRAWING